

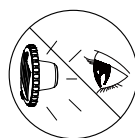


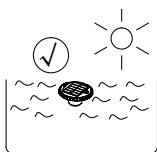
INTEX® OWNER'S MANUAL

SOLAR POWERED LED FLOATING LIGHT Model SF695 IP28
READ AND FOLLOW ALL INSTRUCTIONS BEFORE USING THIS PRODUCT

⚠ WARNING

- This product is not a toy, keep away from children.
- This product contains sealed non-replaceable Lithium-ion (Li-ion) rechargeable batteries. Do not dispose of the product in regular trash, municipal waste stream or by fire as the built-in rechargeable battery may leak or explode. Always dispose of the batteries safely in accordance with your local law and regulations.
- Do not stare directly at the light emitted by this product.
- This product is resistant to water, but it is not designed to be completely submerged. Submersion could cause water to enter the product causing damage to the electronics.
- Do not use the product under shaded areas.
- Do not sit, straddle, step or exert pressure on the product.

FOLLOW THESE RULES AND ALL INSTRUCTIONS TO AVOID PROPERTY DAMAGE OR OTHER INJURY.



Due to a policy of continuous product improvement, Intex reserves the right to change specifications and appearance, which may result in updates to the instruction manual, without notice.

©2023 Intex Marketing Ltd. - Intex Development Co. Ltd. - Intex Recreation Corp. All rights reserved/Tous droits réservés/Todos los derechos reservados/Alle Rechte vorbehalten. Printed in China/Imprimé en Chine/Impreso en China/Gedruckt in China.

®™ Trademarks used in some countries of the world under license from/®™ Marques utilisées dans certains pays sous licence de/Marcas registradas utilizadas en algunos países del mundo bajo licencia de/Warenzeichen verwendet in einigen Ländern der Welt in Lizenz von/Intex Marketing Ltd. to/a/an Intex Development Co. Ltd., Hong Kong & Intex Recreation Corp., P.O. Box 1440, Long Beach, CA 90801 • Distributed in the European Union by/Distribué dans l'Union Européenne par/Distribuido en la Unión Europea por/Vertrieb in der Europäischen Union durch/Intex Trading B.V., Ettenseweg 46, 4706 PB Roosendaal – The Netherlands • Distributed in the UK by Unitex Service (UK) Limited, 21 Holborn Viaduct, London EC1A 2DY, UK.
www.intexcorp.com

INTEX®**SAVE THESE INSTRUCTIONS**

General Information and Maintenance Instructions:

- The solar panel will charge the battery during daytime and the light will turn on automatically when it gets dark. It will also turn off when it gets bright again.
- For better performance, place the product in a bright sunny area and not in shaded areas, under the trees or areas with low sunlight exposure.
- Keep the solar panel surface clean and clear from leaves or debris that may affect its efficiency. Do not block or cover the solar panel.
- There are no serviceable replacement parts.
- To clean the product, use only a damp cloth. Avoid strong cleaner, excessive water and abrasive brush.
- For long term storage, make sure the device is switched OFF before storage in order to protect the internal battery. Failure to do so will void the warranty.
- The light source of this appliance is not replaceable; when the light source reaches its end of life the whole appliance shall be replaced.
- The battery must be removed from the appliance before it is scrapped.
- Store the product indoors when not in use.

Operation Instructions:

- **ON/OFF button:** Turns the light ON and OFF, and for lighting mode selection (see Fig 1-2).

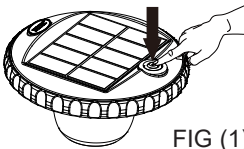


FIG (1)

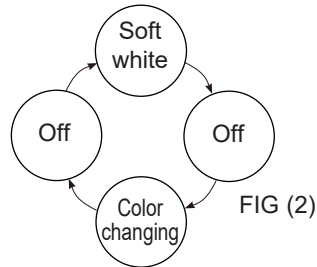


FIG (2)

Press ON/OFF Button	Once	Twice	3 times	4 times
Light Mode	Soft white	Off	Color changing	Off

SAVE THESE INSTRUCTIONS

Soft White Light

- The device will automatically light up when it gets dark, stays illuminated for 2 hours continuously then switch off to save energy. Press the ON/OFF button to activate the light again.
- Depending on weather conditions and sun exposure, a full day charge under the sun provides a total of around 5 hours of illumination.

Color Changing Light

- The colors cycle emitted by the device under this mode are red, green and blue.
- The device will automatically light up when it gets dark, stays illuminated for 5 hours continuously then switch off to save energy. Press the ON/OFF button to activate the light again.
- Depending on weather conditions and sun exposure, a full day charge under the sun provides a total of around 10 hours of illumination.

Charging Mode

- Place the product in a bright sunny area, the device will charge automatically regardless if the unit is on or off. Place the device with the solar panel facing up (see Fig 3). Do not immerse the device in water or block the solar panel.

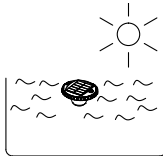


FIG (3)

Troubleshooting Guide

Q. What should I do if the product does not light up or blinking?

A. Make sure the device is on, the solar panels are clean and charge the product under the sun for one full day.

Q. What should I do if the light emitted by this product is too weak?

A. Clean the outside surface using a soft damp cloth. Do not use any hard or abrasive rag to clean it.

SAVE THESE INSTRUCTIONS

Limited Warranty

Your SOLAR POWERED LED FLOATING LIGHT has been manufactured using the highest quality materials and workmanship. All Intex products have been inspected and found free of defects prior to leaving the factory. This Limited Warranty applies to the SOLAR POWERED LED FLOATING LIGHT only.

This limited warranty is in addition to, and not a substitute for, your legal rights and remedies. To the extent that this warranty is inconsistent with any of your legal rights, they take priority. For example, consumer laws across the European Union provide statutory warranty rights in addition to the coverage you receive from this limited warranty: for information on EU-wide consumer laws, please visit the European Consumer Center website at http://ec.europa.eu/consumers/ecc/contact_en/htm.

The provisions of this Limited Warranty apply only to the original purchaser and are not transferable. This Limited Warranty is valid for a period of one (1) year from the date of the initial retail purchase. Keep your original sales receipt with this document, as proof of purchase will be required and must accompany warranty claims or the Limited Warranty will be invalid.

If you find a manufacturing defect in the SOLAR POWERED LED FLOATING LIGHT during the warranty period, please contact the appropriate Intex Service Center listed in the separate "Authorized Service Centers" sheet. If the item is returned as directed by the Intex Service Center, the Service Center will inspect the item and determine the validity of the claim. If the item is covered by the provisions of the warranty, the item will be repaired or replaced, with the same or comparable item (at Intex's choice) at no charge to you.

Other than this warranty, and other legal rights in your country, no further warranties are implied. To the extent possibly in your country, in no event shall Intex be liable to you or any third party for direct or consequential damages arising out of the use of your SOLAR POWERED LED FLOATING LIGHT, or Intex or its agents' and employees' actions (including the manufacture of the product). If your country does not allow the exclusion or limitation of incidental or consequential damages, this limitation or exclusion does not apply to you.

You should note that this limited warranty does not apply in the following circumstances:

- If the SOLAR POWERED LED FLOATING LIGHT is subject to negligence, abnormal use or application, accident, improper operation, improper voltage or current contrary to operating instructions, improper maintenance or storage;
- If the SOLAR POWERED LED FLOATING LIGHT is subject to damage by circumstances beyond Intex's control, including but not limited to, ordinary wear and tear and damage caused by exposure to fire, flood, freezing, rain, or other external environmental forces;
- To parts and components not sold by Intex; and/or.
- To unauthorized alterations, repairs or disassembly to the SOLAR POWERED LED FLOATING LIGHT by anyone other than Intex Service Center personnel.

Injury or damage to any property or person is not covered by this warranty.

Read the owner's manual carefully and follow all instructions regarding proper operation and maintenance of your SOLAR POWERED LED FLOATING LIGHT. Always inspect your product prior to use. This limited warranty will be void if use instructions are not followed.

SAVE THESE INSTRUCTIONS